

Insulation According to VDE 0110 group C250 and Optimum Location of Connection Terminals

- Double nomenclature of connecting terminals according to DIN46199 and IEC 667.
- Dielectric strength: 2,500 VAC, 1 minute.
- Finger protection according to VDE 106.
- Easy labelling, quick connection with 3 coil terminals.
- Conforms to UL and CSA.
- Connections for two wires:
 - 2.5-mm² wire without terminal.
 - 1.5-mm² wire with terminal.

RC

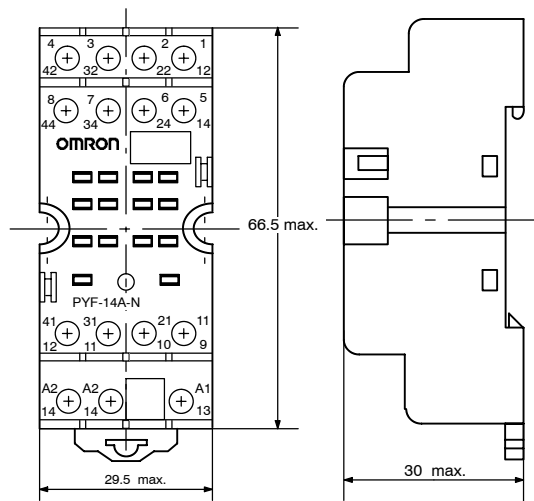
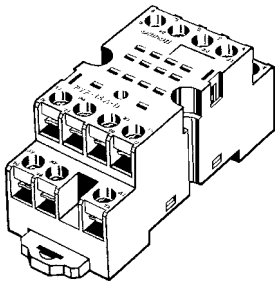
Ordering Information

Model	No. of pins	Applicable relays
PYF14A-N	15	MY(2)(4)-(N)(D2)-(I4)
PYF08A-N	9	MY(2)-(N)(D2)-(I4)

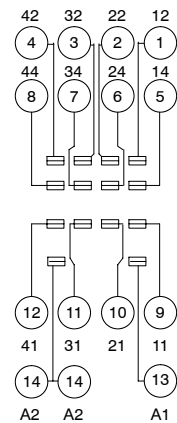
Dimensions

Note: All units are in millimeters unless otherwise indicated.

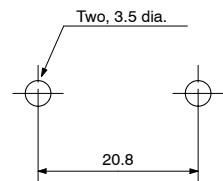
PYF14A-N



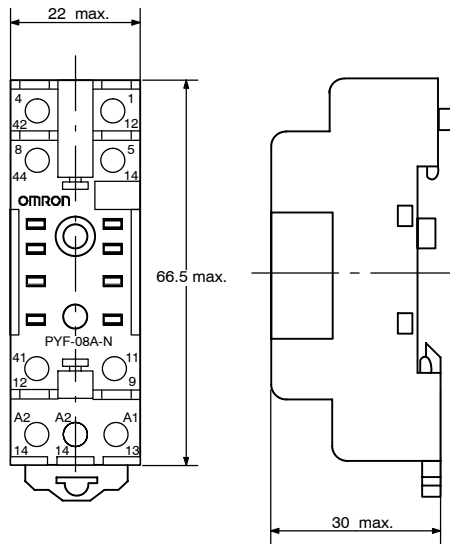
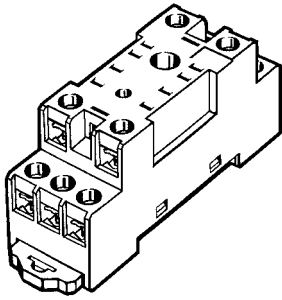
Terminal Arrangement



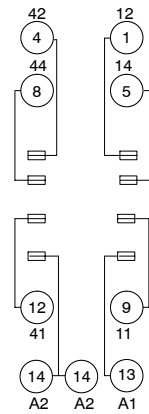
Mounting Holes (for Surface Mounting)



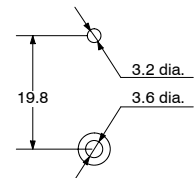
PYF08A-N



Terminal Arrangement



Mounting Holes (for Surface Mounting)



ALL DIMENSIONS SHOWN ARE IN MILLIMETERS.
 To convert millimeters into inches, multiply by 0.03937. To convert grams into ounces, multiply by 0.03527.

Cat. No. J97-E1-1 In the interest of product improvement, specifications are subject to change without notice.

OMRON Corporation

Relay Division
 28th Fl., Crystal Tower Bldg.
 1-2-27, Shiromi, Chuo-ku,
 Osaka 540 Japan
 Phone: 06-949-6125 Fax: 06-949-6134

Printed in Japan
 0794-2M (0794)