



NZK1-32 Change-over Switch

1. General

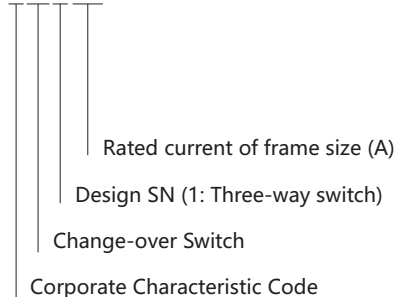
- 1.1 Certificates: KEMA;
- 1.2 Electric ratings: AC 50/60Hz;
rated voltage up to 250V, rated current 32A;
- 1.3 Standard: IEC60669-1

2. Operating conditions

- 2.1 Temperature: $-5^{\circ}\text{C} \sim +40^{\circ}\text{C}$;
the average value shall not exceed $+35^{\circ}\text{C}$
- 2.2 Altitude: $\leq 2000\text{m}$;
- 2.3 Air conditions:
At mounting site, relative humidity not exceed 50% at the max temperature of $+40^{\circ}\text{C}$, higher relative humidity is allowable under lower temperature. For example, RH could be 90% at $+20^{\circ}\text{C}$, special measures should be taken to occurrence of dews.
- 2.4 Mounting conditions:
Inclination between the mounting plane and the vertical plane should not exceed $\pm 5^{\circ}$
- 2.5 Assemble with TH35-7.5 steel mounting rail

3. Type designation

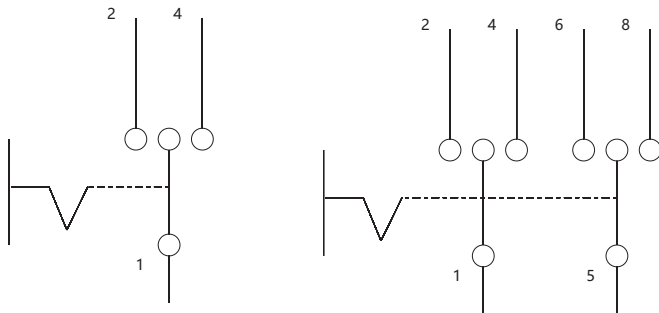
NZK1-32



4. Technical data

- 4.1 Poles: 1P, 2P
- 4.2 Rated frequency: 50Hz/60Hz;
- 4.3 Rated operating current I_e : 32A;
- 4.4 Rated voltage U_e : 250V;
- 4.5 Rated making and breaking capacity:
 $1.1U_e$; $1.25I_e$; $\text{COS } \Phi = 0.3 \pm 0.05$; 200 times
- 4.6 Operational performance:
 $U_{e0}^{+5\%}$; I_e ; $\text{COS } \Phi = 0.6 \pm 0.05$; 10000 times

5. Circuit diagram

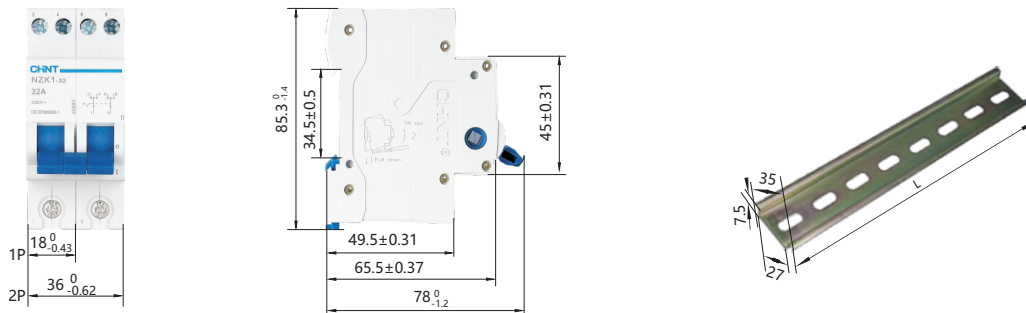


NZK1-32/1

NZK1-32/2

6. Overall and mounting dimensions (mm)

Mounting Rail Dimensions



7. Installation and usage

- 7.1 Prior to installation, check whether the switch symbol complies with the operating conditions.
- 7.2 As shown, snap into the mounting rail.
Contact 1-2 is closed when the handle is at position I, and contact 1-2, 1-4 are opened when the handle is at position "O", contact 1-4 is closed when the handle is at position II.
- 7.3 Before turning the power ON,
operate the switch several times to ensure that it is flexible and reliable, without any delay.
- 7.4 The switch must be protected against rain during usage, storage and transportation, etc.

8. Ordering information

- 8.1 Indicate the following order information:
 - a) Product model and name, e.g. Change-over switch NZK1-32
 - b) Number of poles, e.g. 2P
 - c) Quantity of order, e.g. 100 units
- 8.2 Example:
e.g. Change-over switch NZK1-32/2 100 units