

Codice articolo Product code:	2001015 - 2001017
Descrizione Description:	PRESA CCS 10G.EXE CAT.6A CHANNEL RJ45 UTP EASY CRIMP - T568A/B 10G.EXE CAT.6A CHANNEL CCS EASY CRIMP UTP RJ45 JACK - T568A/B



Descrizione

Presa CCS RJ45 Easy Crimp colore Antracite di Categoria 6A Channel 10G.EXE non schermata per canali trasmissivi in Classe E_A. Supporta applicazioni 10Gigabit Ethernet (IEEE 802.3an). Idonea per PoE/PoE+/PoE++ (IEEE 802.3af/at/bt).

Description

CAT. 6A Channel 10G.EXE , Anthracite color, CCS Easy Crimp shielded RJ45 jack for transmission channels of Class E_A. It supports 10Gigabit Ethernet applications (IEEE 802.3an) and is suitable for PoE/PoE+/PoE++ (IEEE 802.3af/at/bt).

Prestazioni

Certificazioni	Force Technology Component Level Categoria 6
Standards	ISO/IEC 11801-1:2017 (Ed. 1.0) ISO/IEC 11801-2:2017 (Ed. 1.0) IEC 60603-7-4:2010 (Ed. 2.0) IEC 60603-7-5:2010 (Ed. 2.0) EN 50173-1: 2011 EN 50173-2:2007 incluso amend. A1:2010 ANSI/TIA-568-C.2:2009 IEC 60512-99-002 (draft 48B/2591/CDV)

Performance

Certifications	Force Technology Category 6 Component Level
Approvals	ISO/IEC 11801-1:2017 (Ed. 1.0) ISO/IEC 11801-2:2017 (Ed. 1.0) IEC 60603-7-4:2010 (Ed. 2.0) IEC 60603-7-5:2010 (Ed. 2.0) EN 50173-1: 2011 EN 50173-2:2007 including amend. A1:2010 ANSI/TIA-568-C.2:2009 IEC 60512-99-002 (draft 48B/2591/CDV)

Caratteristiche costruttive

Tipo di presa	Presa RJ45 compatibile con lo standard Keystone – T568A/B Easy Crimp
Contatti	In lega di bronzo placcati oro 50 µm
Materiale di isolamento	Termoplastico ad alta resistenza meccanica, ritardante la fiamma tipo UL94V-0
Colore	Antracite
Assemblaggio	Terminazione universale a perforazione d'isolamento EASY CRIMP per connessioni facili e veloci che non necessitano l'utilizzo di utensili; per conduttori solidi da 22/26 AWG
Etichettatura	Doppia etichetta con schema di connessione T568A/B
Identificazioni e loghi	Logo CCS, P/N e 10G.EXE

Construction characteristics

Jack type	RJ45 jack compatible with Keystone standard- T568A/B Easy Crimp
Contacts	Phosphor bronze alloy plated with 50µm of gold
Insulation material	Polycarbonate, high-impact, flame retardant plastic, UL94V-0 rated
Color	Anthracite
Assembly	Easy Crimp termination system for fast and easy connection without the use of tools; for solid or stranded copper conductors of diameter from 22 to 26 AWG
Label	Double label indicating T568A/B connection scheme
Printing	CCS Logo, P/N and 10G.EXE

Caratteristiche meccaniche

Forza totale di tenuta	Min. 800 gr con tutti gli 8 conduttori
Tenuta	Min. 135N tra spina e presa
N° cicli di inserzione spine	Min. 750 cicli

Mechanical properties

Total mating force	Min. 800 gr for a 8 wire leads
Retention	Min. 135N between the jack and plug
Insertion-extraction life	Min. 750 cycles

Condizioni di utilizzo e stoccaggio

Temperatura di stoccaggio	Da -40°C a +80°C
Temperatura di lavoro	Da -10°C a +60°C
Umidità relativa	Max. 93% senza condensazione

Environmental conditions

Storage temperature	From -40°C to +80°C
Operating temperature	From -10°C to +60°C
Relative humidity	Maximum non-condensing 93%

Codice articolo Product code:	2001015 - 2001017
Descrizione Description:	PRESA CCS 10G.EXE CAT.6A CHANNEL RJ45 UTP EASY CRIMP - T568A/B 10G.EXE CAT.6A CHANNEL CCS EASY CRIMP UTP RJ45 JACK - T568A/B

Caratteristiche elettriche

Impedenza caratteristica	100±15 Ohm
Resistenza di contatto	Max. 20 mOhm
Corrente limite	1,5A a 20°C
Max. tensione di lavoro	< 50Vac / < 75Vdc
Resistenza di isolamento	MIn. 500 MOhm @ 100 Vdc
Tensione di tenuta	1,0 kVac per 1 sec

Electrical properties

Characteristic impedance	100±15 Ohm
Contact resistance	Max. 20 mOhm
Current rating	1,5A at 20°C
Max. voltage rating	< 50Vac / < 75Vdc
Insulation resistance	MIn. 500 MOhm @ 100 Vdc
Dielectric withstanding voltage	1,0 kVac for 1 sec

Confezionamento

Confezione sacchetto PE	110x190 mm – 1pz
Peso	10 gr
Ogni confezione include	- 1 presa CCS RJ45 CAT. 6A Channel 10G.EXE Easy Crimp non schermata - 1 coperchio interno per innesto conduttori - 1 coperchio esterno per la protezione delle terminazioni - 1 tappo antipolvere - Istruzioni assemblaggio

Packaging

Packing PE bag	110x190 mm – 1 pz
Weight	10 gr
Each package includes	- 1 CAT. 6A Channel 10G.EXE CCS Easy Crimp unshielded RJ45 jack - 1 internal cap for the fast connection of conductors - 1 cap for the terminations protection - 1 dust cap - Mounting instructions

Garanzia

25 anni sul sistema CCS

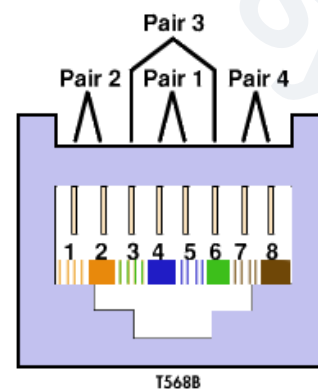
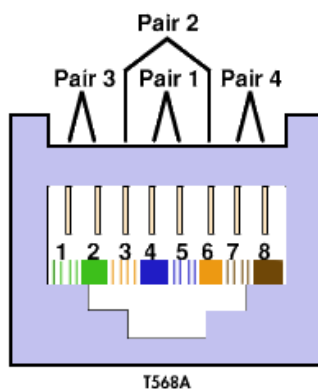
Warranty

25 years on the CCS system

PROPRIETA' TRASMISSIVE / TRANSMISSION PROPERTIES

Freq MHz	Attenuation dB/100m Maximum	NEXT dB Minimum	FEXT dB Minimum	RL dB Minimum
1	0,1	75	75	30
4	0,1	75	71,1	30
8	0,1	75	65	30
16	0,1	69,9	59	30
31.25	0,11	64,1	53,2	30
62.5	0,16	58,1	47,2	28,1
100	0,20	54	43,1	24
200	0,28	48	37,1	18
250	0,32	46	35,1	16

SCHEMA ASSEMBLAGGIO / ASSEMBLY SCHEME

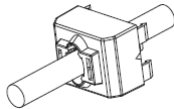


Codice articolo Product code:	2001015 - 2001017
Descrizione Description:	PRESA CCS 10G.EXE CAT.6A CHANNEL RJ45 UTP EASY CRIMP - T568A/B 10G.EXE CAT.6A CHANNEL CCS EASY CRIMP UTP RJ45 JACK - T568A/B

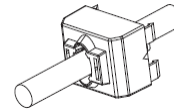
PROCEDURA DI ASSEMBLAGGIO

ASSEMBLY INSTRUCTION

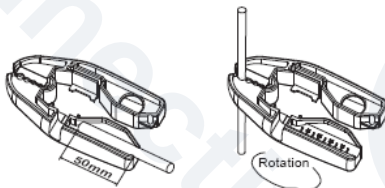
- 1) Inserire sul cavo il coperchio esterno



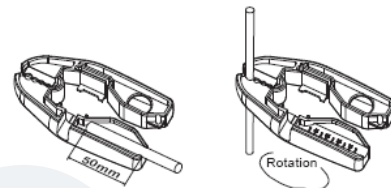
- 1) Put cable in the outer cap



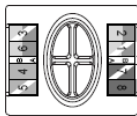
- 2) Tagliare la guaina esterna del cavo per circa 50 mm (riferimento misura su CRIMP TOOL Cod. Art. 2004095)



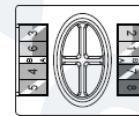
- 2) Cut cable outer jacket about 50 mm off (measure indicated on CRIMP TOOL Cod. Art. 2004095)



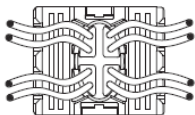
- 3) Seguendo la colorazione di terminazione T568A/B inserire le coppie nel foro del coperchio copri connessioni



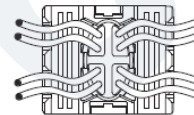
- 3) Put pairs in the protection cap hole according to T568A/B termination colours



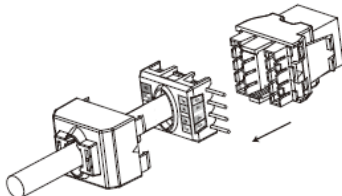
- 4) Seguendo la colorazione di terminazione T568A/B inserirei conduttori nelle cavità di inserzione del coperchio copri connessione



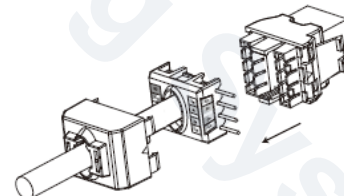
- 4) Put conductors in the connection seat of protection cap according to T568A/B termination colours



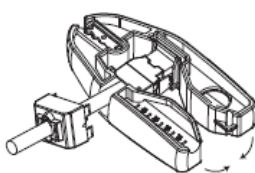
- 5) Seguendo le indicazioni di fissaggio inserire il coperchio copri connessione sulla presa



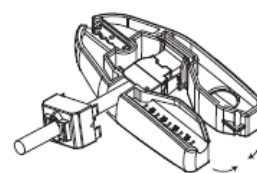
- 5) Put protection connection cap on the plug following the fastening indications



- 6) Con l'attrezzo CRIMP TOOL pressare il coperchio copri connessione sulla presa per la chiusura definitiva della connessioni

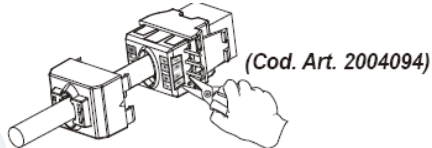


- 6) Press protection connection cap on the plug with CRIMP TOOL for the final fastening of connection

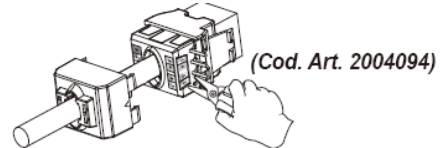


Codice articolo Product code:	2001015 - 2001017
Descrizione Description:	PRESA CCS 10G.EXE CAT.6A CHANNEL RJ45 UTP EASY CRIMP - T568A/B 10G.EXE CAT.6A CHANNEL CCS EASY CRIMP UTP RJ45 JACK - T568A/B

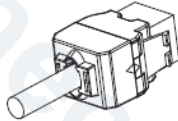
- 7) Con un tronchesino a lame piane tagliare i conduttori sporgenti dal coperchio copri connessioni



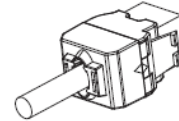
- 7) Cut conductor surplus jutting out of protection connection cap with flat blades cutting nippers



- 8) Seguendo le "frecche di indicazione inserzione" inserire il coperchio esterno sulla presa connettorizzata.

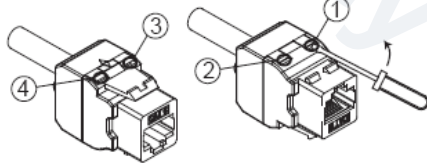


- 8) Put outer cap on the connected plug following the insertion way arrows

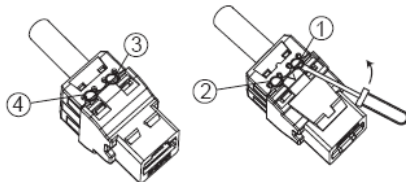


PROCEDURA DI APERTURA

- 1) Sulle 4 posizioni indicate in figura fare leva con un cacciavite a lama piana per aprire il coperchio esterno di protezione

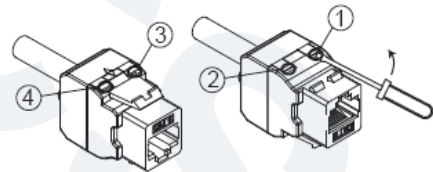


- 2) Sulle posizioni indicate in figura sotto fare leva con un cacciavite a lama piana per aprire il coperchio di crimpatura



RE-OPEN

- 1) Use a flat screwdriver on suggested positions to open outer cap



- 2) Use a flat screwdriver on suggested positions to open protection connection cap

